



**Report Online Course “Educational Interaction and Communication” organized by  
Ghent University**

**February-June 2021**

**Ghent University**

**Content of this package**

1. Preplanning mail in view of the workshop in Nis, September 2022
2. Planning online course
3. Discussion about certificates
4. Webinar PPT used during three online webinars on March 8, 9, 10 2021
5. Welcome address Team Leaders for the TECOMP online professional development course
6. Instructions to put announcements in online course by team leaders
7. Instructions sent to participants prior to the Nis Workshop
8. Instructions to use Ufora – sent prior to participants
9. List of participants for each university
10. Homepage online course Educational Interaction and Communication



**Strengthening Teaching Competences  
in Higher Education  
in Natural and Mathematical Sciences**



Co-funded by the  
Erasmus+ Programme  
of the European Union



---

**Section 1. Launch of the workshop at the end of the Workshop about Professional  
development Models in February 2021**

**Announcements of 3 webinars to introduce the course to specific partners in the project**

**Onderwerp:** RE: Training participants

**Van:** Britt Adams <Britt.Adams@UGent.be>

**Datum:** 5/09/2022 13:06

**Aan:** jekaignjatovic73 <jekaignjatovic73@gmail.com>

**CC:** Maxime Moens <Maxime.Moens@UGent.be>, Martin Valcke <Martin.Valcke@UGent.be>

Dear Jelena,

Thank you very much for the list of participants. I will send them this afternoon with instructions about how to get access to our learning management system Ufora.

In this [WeTransfer folder](#), you can find the documents that we need during our workshop. The print instructions are also integrated into the folder. If you have questions about it, do not hesitate to ask them.

Materials:

- Envelope folder / University map: Is it possible to provide a kind of folder for each participant, so they can collect all the papers they need for the workshop? If not possible, not necessary (I believe 😊).



- For one activity, we need 6 flip chart papers (and maybe a little bit more papers). We don't need six flipchart holders if we can fix some papers to the wall/window with tape? (activity = carousel brainstorm).
- Are there tape/markers/scissors in the workshop room?

Looking forward to meet you,  
Britt

---

**Van:** Jelena Ignjatovic <jekaignjatovic73@gmail.com>

**Verzonden:** zaterdag 3 september 2022 22:07

**Aan:** Britt Adams <Britt.Adams@UGent.be>; Maxime Moens <Maxime.Moens@UGent.be>; Martin Valcke <Martin.Valcke@UGent.be>

**Onderwerp:** Training participants

Dear Britt, Maxime, Martin,

I hope you are doing well. I am late with the list of participants, but I was waiting for the precise information. Maybe some more people will sign up, but I am sharing the Gdoc with you, so every change will be visible for you.

We are staying in contact.

Looking forward to seeing you in Nis!

With great regards,  
Jelena

---

prof. Jelena Ignjatović, PhD  
University of Niš, Faculty of Sciences,

*Department of Computer Science,*  
Višegradska 33, P. O. Box 224, 18000 Niš, Serbia  
[jekajgnjatovic73@gmail.com](mailto:jekajgnjatovic73@gmail.com); [jelena.ignjatovic@pmf.edu.rs](mailto:jelena.ignjatovic@pmf.edu.rs)



**Strengthening Teaching Competences  
in Higher Education  
in Natural and Mathematical Sciences**



Co-funded by the  
Erasmus+ Programme  
of the European Union



---

## Section 2. Planning online course

**Onderwerp:** Re: Link zo recording of today's Webinar

**Van:** Jelena Ignjatovic Erasmus project <tecomp.p2018@gmail.com>

**Datum:** 5/02/2021 21:19

**Aan:** Martin Valcke <martin.valcke@ugent.be>

Dear Martin,

I am really delighted with your yesterday presentations and discussions and guidelines given. In december I opened a Private youtube channel with the recordings from our webinars.

It is clear that presentations should not be public, but the channel can only be accessed by users who have a link. Is it ok?

However I have a problem with opening the recording that you sent. It needs a username and password. I signed in but ZOOM did not accept it (wrote that I have no permission to open it)

Can you try to give me permissions?

My username is [jekaignjatovic73@gmail.com](mailto:jekaignjatovic73@gmail.com) and password: Jml3007973!

Thank you in advance.

I am looking forward to participating in your in-depth discussion about set up of online training. Our schedule is following:

1. Group

**Time: Feb 8, 2021 02:00 PM**

Participants: Universities – **Belgrade and Korce**

2. Group

**Time: Feb 9, 2021 02:00 PM**

Participants: Universities – **Kragujevac and Gjirokastra**

3. Group

**Time: Feb 10, 2021 02:00 PM**

Participants: Universities – **Novi Sad and Nis**

**Thanks, once more, for very useful advices and kindness!!!**

Regards to you and your family,

Jelena

---

prof. Jelena Ignjatović, PhD  
*University of Niš, Faculty of Sciences,  
Department of Computer Science,  
Višegradska 33, P. O. Box 224, 18000 Niš, Serbia*  
[jekaignjatovic73@gmail.com](mailto:jekaignjatovic73@gmail.com); [jelena.ignjatovic@pmf.edu.rs](mailto:jelena.ignjatovic@pmf.edu.rs)

On Thu, Feb 4, 2021 at 1:19 PM Martin Valcke <[martin.valcke@ugent.be](mailto:martin.valcke@ugent.be)> wrote:

Dear Jelena,

You can share this link of the recording of today

[https://ugent-be.zoom.us/rec/share/vEu044wz\\_CuGCpgDFptOpNs-](https://ugent-be.zoom.us/rec/share/vEu044wz_CuGCpgDFptOpNs-)

[1NNOq3cwAmVK71oCiloGYWYAAIqYr9eEq9lyuyBg.pJb0kGhe1pMYx6cA](https://www.dropbox.com/s/1NNOq3cwAmVK71oCiloGYWYAAIqYr9eEq9lyuyBg.pJb0kGhe1pMYx6cA)

You can also download to add it to the TECOMP file management system. Please don't put it public on the webpage since there are always people who raise privacy issues.

It was nice meeting today and I look forward to the next steps.

--

Vriendelijke groeten,  
Kind regards,

dr. Martin Valcke

---

Ghent University  
Department of Educational Studies  
H. Dunantlaan 2 B9000 Gent  
Belgium  
Tel. +32 (0)9 264 8675/6251  
<http://www.onderwijskunde.ugent.be>  
<http://www.researcherid.com/rid/H-6693-2012>  
<http://orcid.org/0000-0001-9544-4197>

De Vakgroep Onderwijskunde werkte mee aan concrete richtlijnen voor het aanpakken van "onderwijs" in deze tijden van Corona.

Een nieuwe notitie gaat in op 'leerlingen als 'agents' waarbij we bespreken hoe leerplichtonderwijs een vehikel wordt om een nog groter aandeel van de bevolking zich te laten vaccineren.

Download via:

<https://drive.google.com/file/d/1ImsBTO0pJ0YwD3UErOcO6LrA6NEBgiT/view?usp=sharing>

De vakgroep Onderwijskunde is – in het kader van de aanpak van de COVID 19 pandemie – betrokken bij het grote Meditatieproject in Vlaamse lagere scholen "Wel in je vel". Bezoek

[www.nanoemitch.com](http://www.nanoemitch.com)  
<https://www.facebook.com/groups/933929617138331>



**Strengthening Teaching Competences  
in Higher Education  
in Natural and Mathematical Sciences**



Co-funded by the  
Erasmus+ Programme  
of the European Union



### Section 3. Discussion about the certificates



**Onderwerp:** Re: Monday training: focus on a certificate!

**Van:** Martin Valcke <martin.valcke@ugent.be>

**Datum:** 5/02/2021 13:41

**Aan:** Siniša Đurašević <sine@bio.bg.ac.rs>, "Jelena PROJECT" <tecomp.p2018@gmail.com>, Jelena Ignjatovic <jekaignjatovic73@gmail.com>, Martin Valcke <martin.valcke@ugent.be>

Dear Sinisa,

Next Monday is the kick off of a 12 week trajectory. We will agree on the concrete planning (e.g., start date) and who from your side will monitor the work. I want to respect the language issue at hand and this requires your involvement. I can – alas – not understand all languages and dialects spoken in the region 😊

After the successful elaboration of the 6 tasks that are to be tackled in the course and the related feedback activities. We will indeed, from Ghent University hand over a certificate that confirms successful completion of the course. This is a 3 credit course, which means it stands for 90 hours of work.

To develop the certificate, I put Jelena in cc to this mail.  
I think it would be wise that for every participant the certificate has the logo of

- TECOMP
- the university of the local participant
- our university.

In this way, we respect the funding agency, the formal position of the candidate in his/her own university and our acknowledgement of the quality of the work being performed.

The acknowledgement of your own university is critical because it is a formal recognition of the Professional Development work being done and in some universities this is but a starting way of recognizing the work of staff.

I will address this certificate issue in the sessions of next week since they are an important incentive for the participants.

Of course, this online course is a 'model' of the way you can organise courses in your setting. So, the aim of the participation of the teachers of each university is not only at the level of the content being addressed, but is also at the level of the model and instructional design being implemented.

Vriendelijke groeten,  
Kind regards,

dr. Martin Valcke

---

Ghent University  
Department of Educational Studies  
H. Dunantlaan 2 B9000 Gent  
Belgium  
Tel. +32 (0)9 264 8675/6251  
<http://www.onderwijskunde.ugent.be>  
<http://www.researcherid.com/rid/H-6693-2012>  
<http://orcid.org/0000-0001-9544-4197>

De Vakgroep Onderwijskunde werkte mee aan concrete richtlijnen voor het aanpakken van "onderwijs" in deze tijden van Corona.

Een nieuwe notitie gaat in op 'leerlingen als 'agents' waarbij we bespreken hoe leerplichtonderwijs een vehikel wordt om een nog groter aandeel van de bevolking zich te laten vaccineren.

Download via: <https://drive.google.com/file/d/1ImsBT00pJ0YwD3UEr0c06LrA6NEBgiT/view?usp=sharing>

De vakgroep Onderwijskunde is – in het kader van de aanpak van de COVID 19 pandemie – betrokken bij het grote Meditatieproject in Vlaamse lagere scholen "Wel in je vel". Bezoek

[www.nanoemitch.com](http://www.nanoemitch.com)

<https://www.facebook.com/groups/933929617138331>

Op 5/02/2021 om 12:59 schreef Siniša Đurašević:

Dear Martin,

First of all, I hope you are well, and that you have successfully overcome the Corona crisis.

Regarding the training that starts on Monday, I managed to provide a dozen younger colleagues on behalf of our three Belgrade faculties. Also, I hope that some of our seniors will be able to join the training. In that sense, I would like to ask you if it is possible to get some kind of certificate after the training completion, because I assume that could be a great motivation for younger colleagues.

Best regards

Sinisa

---

**\*University of Belgrade – Faculty of Biology\*** <<http://www.bio.bg.ac.rs>>

/This e-mail and any attached files are confidential and may be legally privileged. If you are not the addressee, any disclosure, reproduction, copying, distribution, or other dissemination or use of this communication is strictly prohibited. If you have received this transmission in error please notify University of Belgrade – Faculty of Biology immediately and then delete this e-mail. University of Belgrade – Faculty of Biology does not accept liability for the correct and complete transmission of the information, nor for any delay or interruption of the transmission, nor for damages arising from the use of or reliance on the information./



**Strengthening Teaching Competences  
in Higher Education  
in Natural and Mathematical Sciences**



Co-funded by the  
Erasmus+ Programme  
of the European Union



---

#### **Section 4. Webinar PPT used during three online webinars on March 8, 9, 10 2021**



Co-funded by the  
Erasmus+ Programme  
of the European Union



**Webinar Ghent University  
February 8, 9 and 10, 2021**

**Introduction to the online professional development course  
"Educational Interaction and Communication"**

Prof. Dr. Martin Valcke,

1

## Structure of today's Webinar



1. Intro to an online course in the context of TECOMP
2. How to get access to the course environment
3. How to implement the course
4. Planning



2

## Intro th the online TECOMP professional development course



- This course is a 'model' in view of learning about professional development approaches
  - Self directed learning
  - Task based course
  - Scripted group interaction
  - Focus on feedback and feedback
  - Strict timing



3

## Intro th the online TECOMP professional development course



- Self directed learning
  - Teachers/staff work individually when tackling the themes and the related tasks



4

## Intro to the online TECOMP professional development course



- Task based course
  - For every theme
  - Linked to your setting
  - In line with your language/choices

Assignment in view of this theme

1. Choose a learning objective that matches your university course program. Build on courses you currently tackle; this makes you well acquainted with the objectives you want to pursue.
2. Develop a scenario in which you pay attention to the following:
  - the learning objective for which you develop this knowledge clip.
  - the setting where your recording will take place; not everything can be recorded in whatever space; move away from your desktop or office space; choose a physics lab, a city location, a museum, a library, a music studio ...
  - collect additional materials (visual, auditory) that will help you enrich the basic video recording; that can be other video clips; photos, diagrams, figures, tables, text balloons, screenshots, music recordings ...
  - Write a scenario in which you enrich the baseline text with the other materials (insert image x here; insert scheme y here, stop here and show the demo for 5 seconds ...
  - make your basic recording of your 'story'.
  - now edit your basic recording by adding the additional materials: music, intro, intermediate slides, text balloons
  - create a 'finished product', but check the quality of your product by applying the checklist (see below) to see whether you checked all the boxed in this checklist. If needed and obvious, adjust things immediately. Regarding technical specifications, we ask you to finish the final product as an MP4 file. Most video editing tools use this as a standard output format.
  - upload your end product in the locker of your own group in the online UFORA course.



5

## Intro to the online TECOMP professional development course



- Scripted group interaction
  - Script is based on giving structured feedback
  - Teachers automatically enrolled in a group of 3 teachers
  - Teacher work individually and interact AFTER individual work

### View Categories

Groups to work together on the tasks

[Email](#) [Delete](#) [More Actions](#)

<input type="checkbox"/>	Groups	Members
<input type="checkbox"/>	Groups to work together on the tasks (0)	



6

## Intro th the online TECOMP professional development course



- Focus on feedback (FB) and feed forward (FF)

- Teacher A gives FB and FF to Teacher B
- Teacher B gives FB on the FB received

FACULTEIT PSYCHOLOGIE EN PEDAGOGISCHE WETENSCHAPPEN

VAGROEP ONDERWIJSCOURSE

Criterion	Feedback	Feed Forward	Feedback on Feedback
	Colleague giving feedback		Colleague reacting to feedback given
Is attention paid to stating a very clear and operational learning objective beforehand?			
Is there a clear introductory phase that helps activating prior knowledge in the students? Has the videoclip been positioned within a broader learning trajectory?			
ToI what extent is attention paid to the target audience (fit for this age group and level, address, tone, language usage, direct addressing the audience...)			
Has the videoclip been split up into sections that can be processed adequately to attain the learning objective?			
Is sufficient attention paid to a multi-media elaboration (extra multi-media representations based on video, static/dynamic graphics, text, music, sounds...)			
Pace			
Visibility			
Recordability			
Comparability			
Copyright and privacy			



7

## Intro th the online TECOMP professional development course



- Strict timing

- Two weeks
  - Week 1: developing a product
  - Week 2: (a) FB and FF and (b) FB on FB
- Timing defined by your team and lead teacher

- Deadline to upload your poster: XXXX

- Deadline to upload your feedback and feed forward for one colleague: YYY

Use the feedback form: [Feedback\\_poster\\_ENb.docx](#)

and save it as follows and upload in the system:

"Colleaguegivingfeedback"\_"Colleaguegettingfeedback".doc

- Deadline for uploading your feedback to the feedback having received: ZZZ

Don't forget to reuse the feedback form your received to add your feedback to the feedback.


Change the name of the file:

Don't forget to save the file as follows


"colleaguegivingfeedbacktofeedback"\_"colleaguewhogavefeedback".doc and to uplod it in the system




8




February 9, 2021	Kragujevac and Gjirokastra Professional Development in Educational Interaction and Communication - KRA_GJIR_2021	📌
February 10, 2021	Novi Sad and Nis - Educational Interaction and Communication - Nov_Nis_2021	📌
February 8, 2021	Belgrade and Korce - Professional Development in Educational Interaction and Communication - BEL_KORC_EIC2021	📌



Co-funded by the Erasmus+ Programme of the European Union




9




## Structure of today's Webinar

1. Intro to an online course in the context of TECOMP
- ➔ 2. How to get access to the course environment
3. How to implement the course
4. Planning




Co-funded by the Erasmus+ Programme of the European Union



10





How to use Ufora?

TeComp Co-funded by the Erasmus+ Programme of the European Union

11

11



## HOW TO USE UFORA?

1. Surf to <https://ufora.ugent.be> and register yourself on Ufora

1 Switch to English

UNIVERSITEIT GENT UFORA Report problem nl en

Login Ufora login


2 -> Registration for non-UGent users

WELCOME ON CAMPUS

On- and offline: connected throughout the academic year 2020-21.


On- and offline throughout the academic year 2020-21 -> Read more

12



## HOW TO USE UFORA?

2. Registration form



UFORA
Report problem nl en

### Register a new Ufora account

**Attention**  
Only create an Ufora account if you don't have an UGent email address. You can only use this account for Ufora courses that don't belong to the official UGhent study guide.

**First name**

**Last name**

**Email**


- Complete the registration form (**before Thursday**)
- You will receive an email (unfortunately in Dutch) to create a password. It is important that you **remember** the password of our learning management system during the entire course trajectory.



Co-funded by the Erasmus+ Programme of the European Union



13



## HOW TO USE UFORA?


2. Registration form

3. Send an email to me to link you to the correct version of the course  
[Martin.Valcke@UGent.be](mailto:Martin.Valcke@UGent.be)


Take care, indicate clearly which version of the course you want to be enrolled in. It is sufficient to indicate either

- Kragujevac and Gjirokastra
- or Novi Sad and Nis
- or Belgrade and Korce

Kragujevac and Gjirokastra Professional Development in Educational Interaction and Communication - KRA_GJIR_2021	🔗
Novi Sad and Nis - Educational Interaction and Communication - Nov_Nis_2021	🔗
Belgrade and Korce - Professional Development in Educational Interaction and Communication - BEL_KORC_EIC2021	🔗



Co-funded by the Erasmus+ Programme of the European Union



14

14

## HOW TO USE UFORA?

Wait until I give you access to the correct online course version


**PATIENCE**  
**LOADING...**  
**PLEASE WAIT**

15

## HOW TO USE UFORA?

4. And now when you enter UFORA again, you  
will be able to select your course  
What if the course setting is wrong and in Dutch

Account settings - Ufora in English



Accountinstellingen

Accountinstellingen | Discussies | Email

Instellingen lettertype

Tekengroote  
Grootte

Filmquiz bracht knappe ex-yogi van de wijs.

Instelling dialoogvenster

Wichtig: moderne browsers zoals Chrome en Firefox ondersteunen de HTML5 video- en audio-elementen. De editor beschikt over veel aanvullende functies voor tekstinput. Als u ondersteunende technologie gebruikt zoals een schermlezer, kunt u deze functies beter gebruiken door ondersteunende technologie te gebruiken die gebruik doet van een standaardige pagina-structuur.

Standaard render weergave als  
 Dialoogvensters  
 Pop-ups

Instellingen HTML-editor

Met de HTML-editor kunt u tekst en HTML code in het systeem invoeren. De editor beschikt over veel aanvullende functies voor tekstinput. Als u ondersteunende technologie gebruikt zoals een schermlezer, kunt u deze functies beter gebruiken door ondersteunende technologie te gebruiken die gebruik doet van een standaardige pagina-structuur.

HTML editor  
 Schik het editor uitgeschakeld en bron weergeven

Inhoud lezen

Sommige tools markeren de inhoud automatisch als gelaten als u door weergave door te scrollen. Als u ondersteunende technologie gebruikt zoals een schermlezer, kunt u deze functie beter gebruiken door ondersteunende technologie te gebruiken die gebruik doet van een standaardige pagina-structuur.

Items niet automatisch markeren als gelaten bij het scrollen van de pagina

Video-instellingen

Met deze instelling zorgt u dat ondersteunende technologieën video's kunnen downloaden. Het is nodig te dat video's niet te overladen. Dit is niet van invloed op de toegankelijkheid van de video's.

Video's automatisch downloaden voor programma's die gebruik maken van ondersteunende technologieën

Landinstellingen en taal

Landinstellingen en taal van voorkeur

Nederlands (België)

→ Standaard - Nederlands (België)

Deutsch (Duitsland)

**Nederlands (België)**

Frans (Frankrijk)

Nederlands (Nederland)

16

# HOW TO USE UFORA?

5. Where can I find the online course?

Two ways

TeComp Co-funded by the Erasmus+ Programme of the European Union

17

# HOW TO USE UFORA?

6. Where can I find the content of the online course?

Module for each two weeks

Submodules for each theme

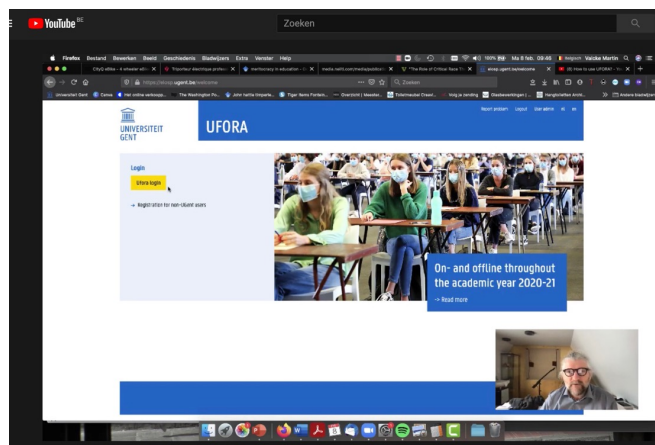
TeComp Co-funded by Erasmus+ Program of the European Ur

18

18

## Videoclip to help you

<https://youtu.be/Zt0bmGIFHwU>



19

## Structure of today's Webinar

1. Intro to an online course in the context of TECOMP
2. How to get access to the course environment
3. How to implement the course
4. Planning



20

## Implementation of the course



### 1. Your planning

Decision as to the starting date ?

### 2. And your university

1. Your team (after registration and enrolment for the course)
2. A "lead teacher" for each university
  1. Follow up team members
  2. Timing
  3. Sending mails in case of delays
  4. Basic feedback as to input of members



21

## Implementation of the course



### Final event AFTER the course

1. Group demo session of individual work
2. Reflection on the 'model'  
Feedback cycle, group work
3. Reflection on next steps with such a course

Date final event?



22



Co-funded by the  
Erasmus+ Programme  
of the European Union



**Webinar Ghent University  
February 8, 9 and 10, 2021**

**Introduction to the online professional development course  
"Educational Interaction and Communication"**

**Prof. Dr. Martin Valcke,**



**Strengthening Teaching Competences  
in Higher Education  
in Natural and Mathematical Sciences**



Co-funded by the  
Erasmus+ Programme  
of the European Union



## **Section 5. Welcome address Team Leaders for the TECOMP online professional development course**



**Onderwerp:** Welcome address Team Leaders for the TECOM online professional development course

**Van:** Martin Valcke <martin.valcke@ugent.be>

**Datum:** 10/02/2021 16:29

**Aan:** Sladjana Dimitrijević <sladjanadimitrijevicg@gmail.com>, Romeo Mano <rmano@uogj.edu.al>, Siniša Đurašević <sine@bio.bg.ac.rs>, "lekonomi@unkorce.edu.al" <lekonomi@unkorce.edu.al>, Jelena Ignjatovic <jekaignjatovic73@gmail.com>, Andreja Tepavcevic <andreja@dmi.uns.ac.rs>

Dear Team Leaders,

With the exception of Andreja, all of you are now enrolled for the specific Professional development course.

Most university teachers responded swiftly to our request to enrol. But there are very unequal numbers. Thus far, nobody from Novi Sad has registered and is consequently not enrolled.

I have – weh enrolled – given you all the role of "course manager". This means that you are able to:

- make announcements (in your own language)
- check all the groups (instead of only one group)
- check the group submissions
- edit sections in the course. When you click on a section, a text window will open that you can enlarge with the X option (right hand bottom corner)
- add participants

I invite you to explore the course with this role. If you want to see the course as it is seen by the "students", click on your name at the upper right hand corner and choose the option "View as Student". If you want to return to your manager view, click again on your name and choose the X option.

I am now adding the concrete planning of the course: starting in the week of February 15th.

In case you have questions, we can always set up a videoconference meeting.

—  
Vriendelijke groeten,  
Kind regards,

dr. Martin Valcke

---

Ghent University  
Department of Educational Studies  
H. Dunantlaan 2 B9000 Gent  
Belgium  
Tel. +32 (0)9 264 8675/6251  
<http://www.onderwijskunde.ugent.be>  
<http://www.researcherid.com/rid/H-6693-2012>  
<http://orcid.org/0000-0001-9544-4197>

De Vakgroep Onderwijskunde werkte mee aan concrete richtlijnen voor het aanpakken van "onderwijs" in deze tijden van Corona.

Een nieuwe notitie gaat in op 'leerlingen als 'agents' waarbij we bespreken hoe leerplichtonderwijs een vehikel wordt om een nog groter aandeel van de bevolking zich te laten vaccineren.

Download via: <https://drive.google.com/file/d/1ImsBT00pJ0YwD3UEr0c06LrA6NEBgiT/view?usp=sharing>

De vakgroep Onderwijskunde is – in het kader van de aanpak van de COVID 19 pandemie – betrokken bij het grote Meditatieproject in Vlaamse lagere scholen "Wel in je vel". Bezoek

[www.nanoemitch.com](http://www.nanoemitch.com)  
<https://www.facebook.com/groups/933929617138331>



**Strengthening Teaching Competences  
in Higher Education  
in Natural and Mathematical Sciences**



Co-funded by the  
Erasmus+ Programme  
of the European Union



---

## **Section 6. Instructions to put announcements in online course by team leaders**

**Onderwerp:** PLEASE PUT AN ANNOUNCEMENT IN THE COURSE FOR YOUR UNIVERSITY

**PARTICIPANTS:** TECOMP online professional development course

**Van:** Martin Valcke <martin.valcke@ugent.be>

**Datum:** 12/02/2021 09:43

**Aan:** Sladjana Dimitrijević <sladjanadimitrijevicg@gmail.com>, Romeo Mano <rmano@uogj.edu.al>, Siniša Đurašević <sine@bio.bg.ac.rs>, "lekonomi@unkorce.edu.al" <lekonomi@unkorce.edu.al>, Jelena Ignjatovic <jekaignjatovic73@gmail.com>, Andreja Tepavcevic <andreja@dmi.uns.ac.rs>

**CC:** Martin Valcke <martin.valcke@ugent.be>

Dear colleagues,

I contact you as team leaders for your university. One course manager has not registered yet for Ufora: Andreja Tepavcevic .

1. Please find attached the list of participants enrolled for each university. There is a critical situation as to the university of GJIROKASTRA, where now only the course manager has registered and has been enrolled.
2. Could you please put an announcement in your course? This is easy. You find the option "announcements" in the menu. Click on it and you can give a title to a new message, add text in the text box. Don't forget to push the "Publish" button.
3. Since we will start the course next week, I will add the planning for the different themes in the online course.
4. There is a support website for the Ufora environment. You can consult the online manual via <https://ufora.ugent.be/d2l/le/content/9061/viewContent/55426/View>
5. There is an introductory clip about Ufora: <https://ufora.ugent.be/d2l/le/content/9061/viewContent/57070/View>

Vriendelijke groeten,

Kind regards,

dr. Martin Valcke

---

Ghent University  
Department of Educational Studies  
H. Dunantlaan 2 B9000 Gent  
Belgium  
Tel. +32 (0)9 264 8675/6251  
<http://www.onderwijskunde.ugent.be>  
<http://www.researcherid.com/rid/H-6693-2012>  
<http://orcid.org/0000-0001-9544-4197>

De Vakgroep Onderwijskunde werkte mee aan concrete richtlijnen voor het aanpakken van "onderwijs" in deze tijden van Corona.

Een nieuwe notitie gaat in op 'leerlingen als 'agents' waarbij we bespreken hoe leerplichtonderwijs een vehikel wordt om een nog groter aandeel van de bevolking zich te laten vaccineren.

Download via: <https://drive.google.com/file/d/1ImsBT00pJ0YwD3UEr0c06LrA6NEBgiT/view?usp=sharing>

De vakgroep Onderwijskunde is – in het kader van de aanpak van de COVID 19 pandemie – betrokken bij het grote Meditatieproject in Vlaamse lagere scholen "Wel in je vel". Bezoek

[www.nanoemitch.com](http://www.nanoemitch.com)  
<https://www.facebook.com/groups/933929617138331>

Op 10/02/2021 om 16:29 schreef Martin Valcke:

| Dear Team Leaders,

With the exception of Andreja, all of you are now enrolled for the specific Professional development course.

Most university teachers responded swiftly to our request to enrol. But there are very unequal numbers. Thus far, nobody from Novi Sad has registered and is consequently not enrolled.

I have – weh enrolled – given you all the role of "course manager". This means that you are able to:

- make announcements (in your own language)
- check all the groups (instead of only one group)
- check the group submissions
- edit sections in the course. When you click on a section, a text window will open that you can enlarge with the X option (right hand bottom corner)
- add participants

I invite you to explore the course with this role. If you want to see the course as it is seen by the "students", click on your name at the upper right hand corner and choose the option "View as Student". If you want to return to your manager view, click again on your name and choose the X option.

I am now adding the concrete planning of the course: starting in the week of February 15th.

In case you have questions, we can always set up a videoconference meeting.

—Bijlagen:—

---

ENROLMENT\_February\_12.docx

21.1 KB




**Strengthening Teaching Competences  
in Higher Education  
in Natural and Mathematical Sciences**



Co-funded by the  
Erasmus+ Programme  
of the European Union



## **Section 7. Instructions sent to participants prior to the Nis Workshop**



1

---

---

---

---

---

---

---

---



2

---

---

---

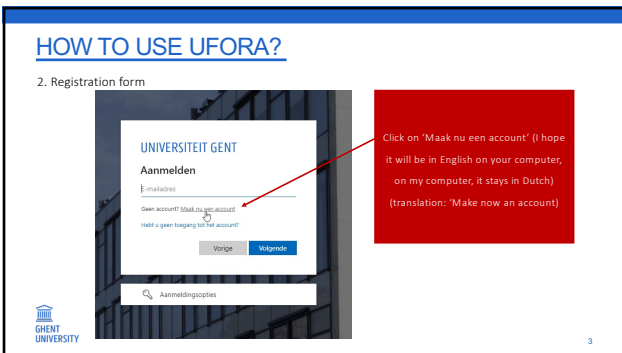
---

---

---

---

---



3

---

---

---

---

---

---

---

---



### HOW TO USE UFORA?

Where can I find the online course?

Two ways

Where can I find the content of the online course?

Module for each day

Submodules for each day

BE STRONG. The beginnings to great things are always the HARDEST.

7

---

---

---

---

---

---

---

---





**Strengthening Teaching Competences  
in Higher Education  
in Natural and Mathematical Sciences**



Co-funded by the  
Erasmus+ Programme  
of the European Union



## **Section 8. Instructions to use Ufora – sent prior to participants**

# CONCLUSION

- To conclude
  - 5 sections about PD, models and examples and experiences
- To continue ...
  - Offer to involve partners in a concrete PD initiative “Educational Interaction and Communication”
  - Webinar on February 8, 9 and 10

# CONCLUSION



Announcements

**Launch of the course 'Professional Development in Educational Interaction and Communication'**

Martin Valcke posted on 01 December 2020 12:26 PM

Next TECCAMP meeting members. In view of the December 2020 meeting a

Create/Remove dummy student











Edit course language

Calendar


Tuesday, 2 February 2021


Upcoming events


# CONCLUSION


 [Professional Development in Educational Interaction a...](#)   [Ufora](#)  [Groups](#)  [Ufora-tools](#)  [Overige tools](#)  [Course Admin](#)   [Martin Valicke](#) 

[Ufora](#) [Content](#) [Calendar](#) [Announcements](#) [Groups](#) [Ufora-tools](#) [Overige tools](#) [Course Admin](#)





 [Overview](#)


 [Bookmarks](#)


 [Course Schedule](#)

[Table of Contents](#)

 [Design of this professional development course](#)

 [Theme 1 - Knowledge clips: educational use of video messages](#)

 [Theme 2 - Interactive](#)





## Co-funded by Erasmus+ Program of the European Ur



Welcome to this professional development course. This course is set up as a support unity for partners involved in the Erasmus+ Capacity Building project TECOMP.

Staff of the partners can enroll - on demand - and make free use of the available resources. The course was designed during the COVID-lockdown in 2020 to replace the meetings planned in view of the project.

The course is input for an online workshop in January-February 2021.

What is the copyright as to this course and the learning material content. We offer The most open

 [Print](#)  [Settings](#)

Co-funded by the Erasmus+ Programme of the European Union

# CONCLUSION

Theme 1 - Knowledge clips: educational use of video messages
Theme 2 - Interactive video
Theme 3 - Posters: a forgotten learning and communication approach
Theme 4 - Discussion and collaboration in higher education
Theme 5 - Animations as an interaction and communication strategy
Theme 6 - Asking questions



Co-funded by the  
Erasmus+ Programme  
of the European Union



**Webinar Ghent University**  
**February 5, 2021**

**Models and experiences in relation to Professional development in Higher Education**

**Prof. Dr. Martin Valcke,  
Dr. Britt Adams, dr. Laura Thomas**



**Strengthening Teaching Competences  
in Higher Education  
in Natural and Mathematical Sciences**



Co-funded by the  
Erasmus+ Programme  
of the European Union



## **Section 9. List of participants for each university**

**List of participants  
Enrolment for the online course at six universities  
Status February 12, 2021**

<b>NOVI SAD</b>		
<b>Andreja Tepavcevic</b>	andreja@dmi.uns.ac.rs	COURSE MANAGER
<b>Andjelkovic, Tatjana</b>	tatjana.andjelkovic@outlook.com	STUDENT
<b>Brdar, Mirjana</b>	mirjana.brdar@uns.ac.rs	STUDENT
<b>Dimitrijević, Dragana</b>	gc.dragana.dimitrijevic@filfak.ni.ac.rs	STUDENT
<b>Dimitrijević, Milica</b>	milica.dimitrijevic@filfak.ni.ac.rs	STUDENT
<b>Djordjevic, Marija</b>	marija.djordjevic@filfak.ni.ac.rs	STUDENT
<b>Kapešić, Aleksandra</b>	akapesic@pmf.ni.ac.rs	STUDENT
<b>Kostic, Ivana</b>	ivana.chem@outlook.com	STUDENT
<b>Kumozec, Davor</b>	davor.kumozec@dmi.uns.ac.rs	STUDENT
<b>Lužanin, Zorana</b>	zorana@dmi.uns.ac.rs	STUDENT
<b>Radakovic, Davorka</b>	davorkar@dmi.uns.ac.rs	STUDENT
<b>Radojev, Goran</b>	goran.radojev@dmi.uns.ac.rs	STUDENT
<b>NIS</b>		
<b>Ignjatovic, Jelena</b>	jekaignjatovic73@gmail.com	COURSE MANAGER
<b>Andjelkovic, Tatjana</b>	tatjana.andjelkovic@outlook.com	STUDENT
<b>Dimitrijević, Dragana</b>	gc.dragana.dimitrijevic@filfak.ni.ac.rs	STUDENT
<b>Jovanovic, Dragana</b>	dragana.jovanovic@filfak.ni.ac.rs	STUDENT
<b>Dimitrijević, Milica</b>	milica.dimitrijevic@filfak.ni.ac.rs	STUDENT
<b>Djordjevic, Marija</b>	marija.djordjevic@filfak.ni.ac.rs	STUDENT
<b>Jovanovic, Marija</b>	marija.jovanovic@filfak.ni.ac.rs	STUDENT
<b>Kapešić, Aleksandra</b>	akapesic@pmf.ni.ac.rs	STUDENT
<b>Kostic, Ivana</b>	ivana.chem@outlook.com	STUDENT
<b>Matejić, Jelena</b>	jelena.matejic@pmf.edu.rs	STUDENT
<b>Milošević, Danijela</b>	danijelamilosevic1993@gmail.com	STUDENT
<b>Milosevic, Milan</b>	milan.milosevic@pmf.edu.rs	STUDENT
<b>Nesic, Ljubisa</b>	ljubisa.nesic66@gmail.com	STUDENT
<b>Radenkovic, Lazar</b>	lazar.radenkovic@pmf.edu.rs	STUDENT
<b>Stajner-Papuga, Ivana</b>	ivana.stajner-papuga@dmi.uns.ac.rs	STUDENT
<b>Stanković, Marko</b>	marko.stankovic1@pmf.edu.rs	STUDENT
<b>Tasic, Marija</b>	marijajordanovic@hotmail.com	STUDENT



Status February 12, 2021

<b>BELGRADE</b>		
<b>Dimić, Aleksandra</b>	aleksandra.dimic@ff.bg.ac.rs	STUDENT
<b>Djurasevic, Sinisa</b>	sine@bio.bg.ac.rs	COURSE MANAGER
<b>Dragic, Milorad</b>	milorad.dragic@bio.bg.ac.rs	STUDENT
<b>Jasnic, Nebojsa</b>	jasnicn@bio.bg.ac.rs	STUDENT
<b>Karan-Žnidaršič, Tamara</b>	ktamara@bio.bg.ac.rs	STUDENT
<b>Krstic, Ivan</b>	ivan@ff.bg.ac.rs	STUDENT
<b>Laketa, Danijela</b>	danijela@bio.bg.ac.rs	STUDENT
<b>Lazic, Irida</b>	irida.lazic@ff.bg.ac.rs	STUDENT
<b>Malivuk Gak, Dragana</b>	dragana.malivuk-gak@pmf.unibl.org	STUDENT
<b>Miletic, Katarina</b>	katarinamiletic@ff.bg.ac.rs	STUDENT
<b>Milojević, Milica</b>	milicammilojevic@gmail.com	STUDENT
<b>Mošić, Miloš</b>	milos.mosic@ff.bg.ac.rs	STUDENT
<b>Palla, Ilir</b>	ilirpalla@yahoo.com	STUDENT
<b>Predojevic, Dragana</b>	d.predojevic@bio.bg.ac.rs	STUDENT
<b>Radojicic, Nina</b>	ninaradojicic@gmail.com	STUDENT
<b>Rodic, Andjela</b>	andjela.rodic@bio.bg.ac.rs	STUDENT
<b>Ružičić, Aleksandra</b>	a.ruzicic@bio.bg.ac.rs	STUDENT
<b>Stojanovic Djurdjevic, Sana</b>	sana@matf.bg.ac.rs	STUDENT
<b>Tosic, Milica</b>	milica.tosic@ff.bg.ac.rs	STUDENT
<b>Vučetić, Branislava</b>	b_misailovic@ff.bg.ac.rs	STUDENT
<b>Zekic, Andrijana</b>	andrijana@ff.bg.ac.rs	STUDENT
<b>KORCE</b>		
<b>Celiku, Blerina</b>	blerinaceliku81@gmail.com	STUDENT
<b>Çobani, Silvja</b>	scobani@unkorce.edu.al	STUDENT
<b>Dhimitri, Abela</b>	abeladhimitri@outlook.com	STUDENT
<b>Ekonomi, Lorenc</b>	lekonomi@unkorce.edu.al	COURSE MANAGER
<b>Kafazi, Denisa</b>	dkafazi@unkorce.edu.al	STUDENT
<b>Kinolli, Anastasia</b>	a.kinolli123@gmail.com	STUDENT
<b>Maksimovic, Biljana</b>	biljana.radisa@ff.bg.ac.rs	STUDENT
<b>Milo, Eljona</b>	emilo@unkorce.edu.al	STUDENT

Status February 12, 2021

<b>GJIROKASTRA</b>		
<b>Mano, Romeo</b>	rmano@uogj.edu.al	COURSE MANAGER
<b>KRAGUJEVAC</b>		
<b>Borovićanin, Bojana</b>	bojanaborovicanin@gmail.com	STUDENT
<b>Dabic, Marko</b>	dabicmarkokv@gmail.com	STUDENT
<b>Delibasic, Hristina</b>	hristina.delibasic@pmf.kg.ac.rs	STUDENT
<b>Dimitrijević, Jelena</b>	dimitrijevicjelena1996@gmail.com	STUDENT
<b>Dimitrijević, Slađana</b>	sladjanadimitrijevickg@gmail.com	COURSE MANAGER
<b>Djordjevic, Jelena</b>	jelena.djordjevic@pmf.kg.ac.rs	STUDENT
<b>Jovanović, Aleksandar</b>	salesani@live.com	STUDENT
<b>Kuzmanović, Ljubica</b>	ljubica.kuzmanovic@pmf.kg.ac.rs	STUDENT
<b>Milenković, Aleksandar</b>	aca.milenkovic.aca@gmail.com	STUDENT
<b>Milević, Ljubica</b>	ljubicamilevic@yahoo.com	STUDENT
<b>Milosavljevic, Aleksandra</b>	aleksandra.milosavljevic@pmf.kg.ac.rs	STUDENT
<b>Ostojic, Dragutin</b>	dragutin.ostojic@pmf.kg.ac.rs	STUDENT
<b>Petrovic, Nevena</b>	nenap86@gmail.com	STUDENT
<b>Radojevic, Ivana</b>	ivana.radojevic@pmf.kg.ac.rs	STUDENT
<b>Stevanović, Jasna</b>	jasna.stevanovic@pmf.kg.ac.rs	STUDENT
<b>Svičević, Marina</b>	marina.svicevic@gmail.com	STUDENT
<b>Trifunovic, Teodora</b>	teodora.trifunovic@pmf.kg.ac.rs	STUDENT
<b>Радловић, Мирко</b>	mirko.radulovic@pmf.kg.ac.rs	STUDENT



**Strengthening Teaching Competences  
in Higher Education  
in Natural and Mathematical Sciences**



Co-funded by the  
Erasmus+ Programme  
of the European Union



## **Section 10. Homepage - Novi Sad and Nis - Educational Interaction and Communication**

**Example of one of the university specific opening pages of the online course**

[Ufora](#)[Content](#)[Calendar](#)[Announcements](#)[Groups](#)[Ufora tools](#)[Other tools](#)[Course Admin](#)

# Novi Sad and Nis - Educational Interaction and Communication

## Announcements

### The first task can be postponed ×

Jelena Ignjatovic posted on 18 February 2021 9:32 AM • Edited

Dear friends,

after our request to postpone the start of the work assignment, Martin gave permissions to the local team leaders to set the starting date by themselves. Since there was a little delay with the organisation, I suggest to start the first task on **Monday, February 22nd** (before 24:00).

Deadline to upload your feedback and feed forward for one colleague: **Thursday March 4th (before 24:00)**

Deadline for uploading your feedback to the feedback having received: **Sunday March 7th (before 24:00)**

Therefore, the deadline for completion of the task should be Monday, March 8th at midnight.

Whoever believes that they can meet the original deadline may still attempt to do so.

Thanks in advance for your cooperation.

Kind regards,

Jelena



Co-funded by the  
Erasmus+ Programme  
of the European Union



## Start of theme 1 in your course on Monday February 15th 2021



Martin Valcke posted on 14 February 2021 5:37 PM

Dear colleagues of the university of Novi Sad and Nis,

Tomorrow, we start with the online course. We start with theme 1 about Knowledge clips.

Please check the planning. You have 1 week till February 22nd to finish the first part and next again a week to finish the second and third part.

All the best and kind regards,

dr. Martin Valcke

On behalf of your team leaders.

---

## You can now enrol in a group of your university ✕

Martin Valcke posted on 10 February 2021 1:52 PM

Dear colleagues,

Please, enrol in a group that brings together staff from your university. You can choose colleagues from the same knowledge domain or opt for a heterogeneous group. This is your choice.

You can do this by choosing the option 'Groups' from the above menu.

Kind regards,

dr. M. Valcke

[Show All Announcements](#)

## Visual Table of Contents





Course of type "xtra"

Create/Remove dummy student

Edit course language

## Calendar

Tuesday, 6 September 2022



Upcoming events



There are no events to display. Create an event.

### Updates

There are no current updates for Novi Sad and Nis - Educational Interaction and Communication

### Bookmarks

No bookmarks have been added.

