



Strengthening Teaching Competences in Higher Education
in Natural and Mathematical Sciences
www.tecomp.ni.ac.rs

Co-funded by the
Erasmus+ Programme
of the European Union



Израда интерактивних видео материјала

Edpuzzle

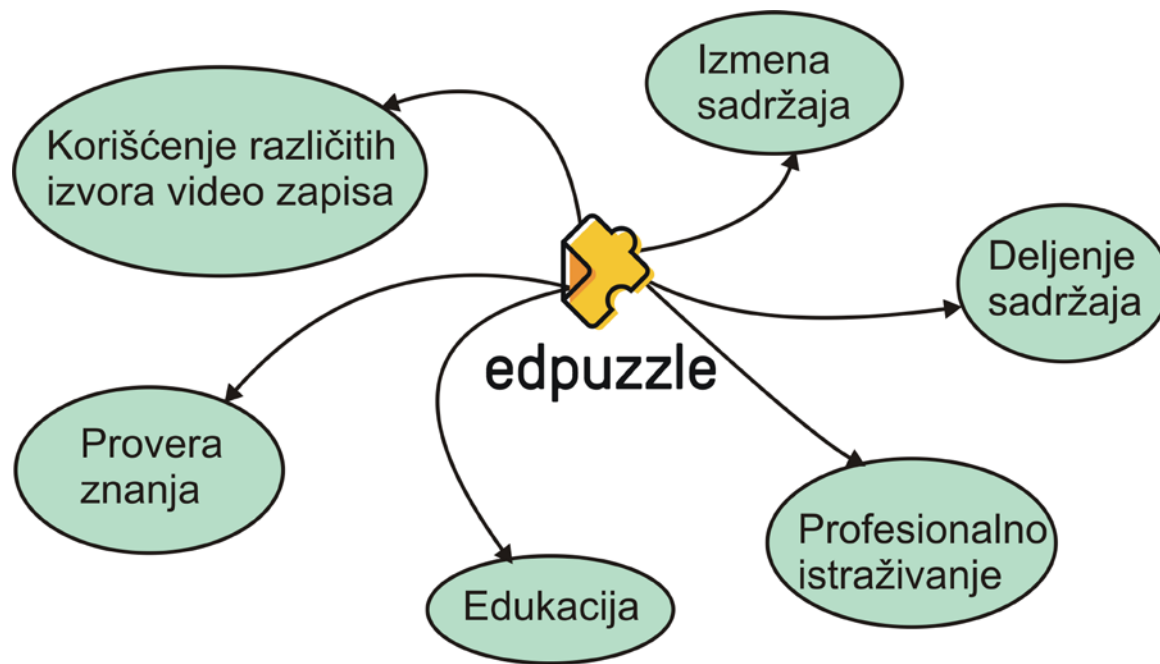
Марина Свичевић

Институт за математику и информатику
Природно-математички факултет
Универзитет у Крагујевцу





Мотивација





Plans for Teachers, Schools and Districts

Turn passive videos into active learning experiences with the plan that suits your needs.

Basic

Everything you need to get started with video lessons

Free

- ✓ Storage space for 20 video lessons

Current

Pro Teacher

Build your own video lesson library without limits

\$12.50 Per month

- ✓ Unlimited storage space for video lessons
- ✓ Unlimited Edpuzzle Originals
- ✓ Unlimited screen recording
- ✓ Unlimited student projects
- ✓ Priority customer support

Upgrade

Schools & Districts

Get all your teachers on the same secure video learning platform

Custom plan

- ✓ Unlimited storage space for video lessons
- ✓ Unlimited Edpuzzle Originals
- ✓ Unlimited screen recording
- ✓ Unlimited student projects
- ✓ Priority customer support
- ✓ Collaborative channel: Connect all your teachers and build your school or district's own video library
- ✓ Dedicated support for onboarding, implementation, and LMS integrations
- ✓ Curriculum specialist role: Design and push content to all your teachers
- ✓ Custom professional development and training options
- ✓ Access to school and district-wide usage reports

Get a quote



Edpuzzle

- Бесплатан алат намењен изради интерактивних видеозаписа.
- Могуће је преузети видеозапис с одређене интернет странице– YouTube.
- Могуће је користити свој видеозапис.

У видеозапис можете додати:

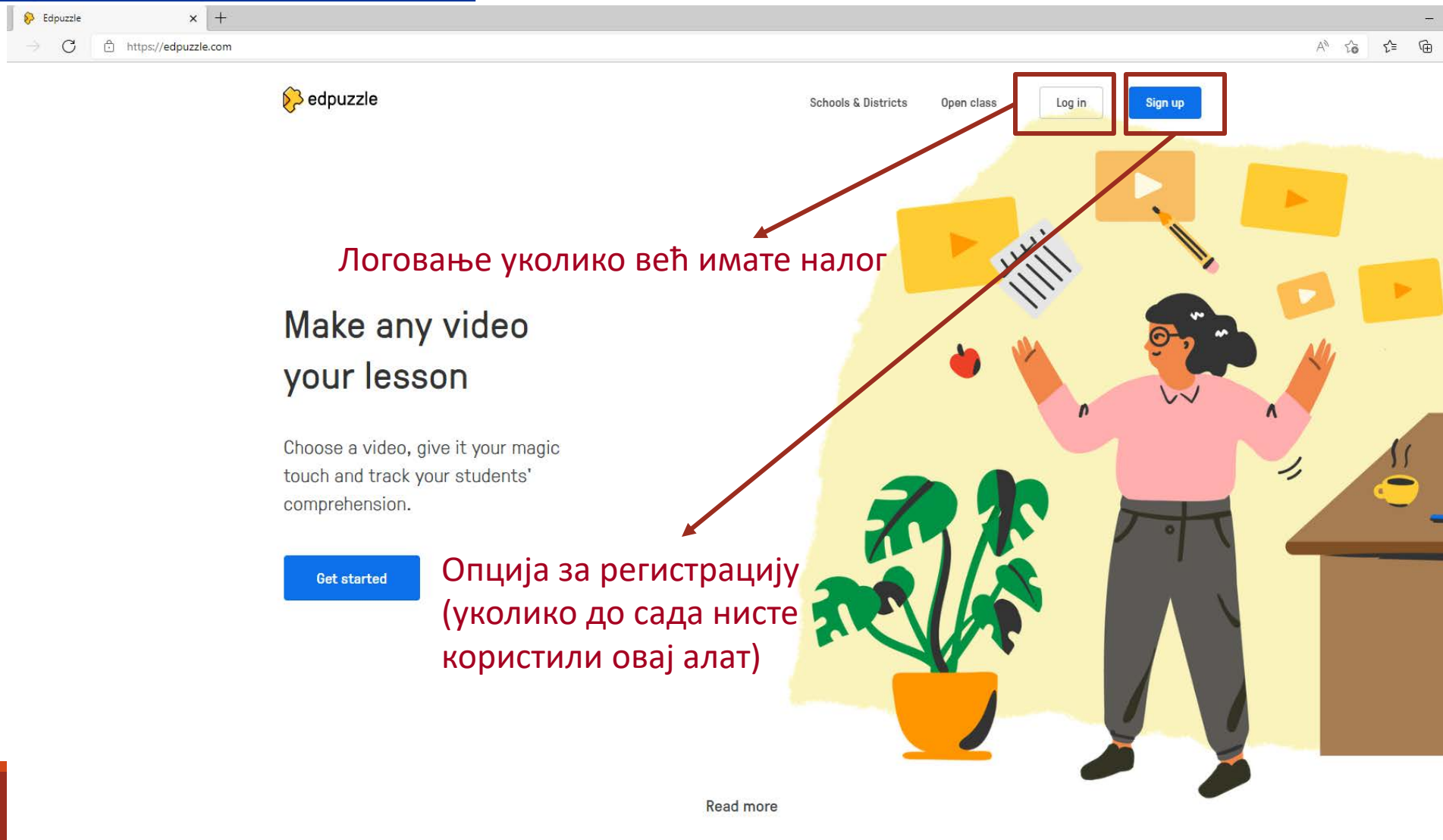
- питања,
- коментаре,
- аудиозаписе (снимити свој глас)

како би ваш видеозапис постао интерактиван.

- Интерактивношћу се подстиче ученик на већу „укљученост“ у властито учење те самостално праћење властитог напретка у усвајању наставног садржаја.

Како приступити Edpuzzle алату?

■ <https://edpuzzle.com/>



The image shows a screenshot of the Edpuzzle website homepage. At the top, there is a navigation bar with the Edpuzzle logo, "Schools & Districts", "Open class", "Log in", and "Sign up" buttons. The "Log in" and "Sign up" buttons are highlighted with red boxes. Below the navigation bar, there is a large illustration of a teacher standing in a classroom, surrounded by video thumbnails, a pencil, and a coffee cup. The text "Make any video your lesson" is prominently displayed. Below this, there is a "Get started" button and a paragraph of text. Red arrows point from the "Log in" and "Sign up" buttons to the text annotations.

Logovaње уколико већ имате налог

Make any video
your lesson

Choose a video, give it your magic touch and track your students' comprehension.

Get started

Опција за регистрацију
(уколико до сада нисте користили овај алат)

Read more



Избор улоге

Start using Edpuzzle, stop boring classes in their tracks.

I'm a Teacher

I'm a Student

Hi, teacher! Level up your lessons with Edpuzzle.

 Sign in with Google

 Sign in with Microsoft

Sign up with Edpuzzle

Улога наставника

The image shows a screenshot of the Edpuzzle Discover page. The page has a sidebar on the left with navigation options: Discover, My Content, My Network, and MY CLASSES. The main content area is titled 'Discover' and features three tabs: Community, My School, and YouTube. Below these tabs are four filter dropdown menus: Subjects, Grade levels, Country, and Source. A search bar is located at the top right of the main content area. The page displays a list of video thumbnails, with the first one titled 'Newest Computer Science videos'. Three callout boxes with arrows point to specific features: one points to the search bar and tabs, another points to the filter dropdown menus, and a third points to the filter selection menus.

Различите опције претраге садржаја у оквиру платформе

Филтрирање постојећег садржаја

Computer Science

General Education

Art

Economics

Language Arts/Literacy

Math

Algebra

Higher education / College

Pre-K

Kindergarten

1st grade

2nd grade

3rd grade

4th grade

Serbia

United States of America

Afghanistan

Aland Islands

Albania

Algeria

American Samoa

Edpuzzle hosted

YouTube

Clear

Save



Избор видео-записа

Search or paste YouTube URL



Коришћење YouTube снимака

Постојећи видео снимак је могуће:

- Мењати изостављањем одређених делова
- Додавати питања

Додавање гласа на постојеће видео снимке није могуће!

Finish



Nauči PYTHON za 10 minuta!



Cut

Voiceover

Questions



00:00

Add cut

Undo

Reset



Total new time 11:20



Додавање питања

☰ Multiple-choice question ▾

B I U $x^2 x_2$ **fx**

Type your multiple choice question here

✓ **B I U** $x^2 x_2$ **fx** ✗

Type your choice here

Feedback

✓ ✗ **B I U** $x^2 x_2$ **fx**

Type your choice here

Feedback

+ Add another answer choice

Cancel

Save

💬 Open-ended question ▾

B I U $x^2 x_2$ **fx**

Type your open ended question here

Feedback

Allow audio responses

📄 Note ▾

B I U $x^2 x_2$ **fx**

Enter your note here or click the microphone to record audio...



Cancel

Save

Чување измена

red automatically

Finish

Discover

My Content

My Network

MY CLASSES

+ ^

- Matrice u Python-u
Rad sa matricama u progamskom j...
- Objekti i klase

Uvod u programiranje

ARCHIVED

∨

My Content

+ Add folder

All

Folders

Videos

Videos

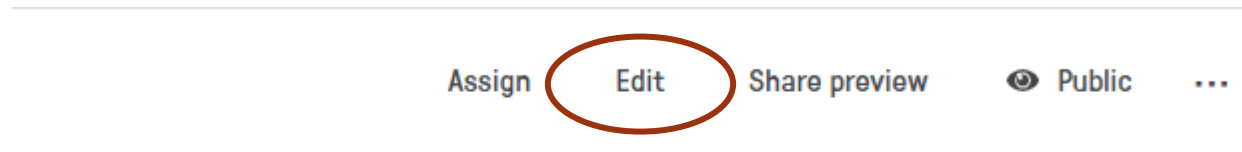
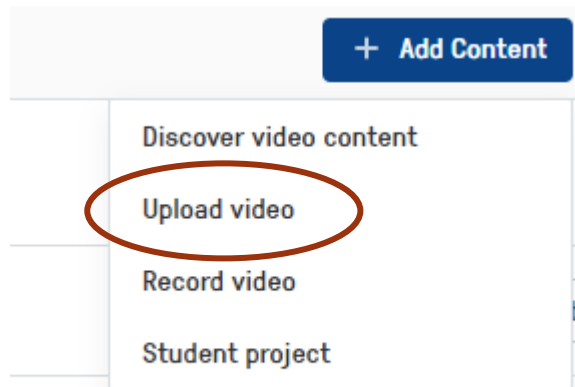


10:59



Nauči PYTHON za 10 minuta!

Додавање видео-записа



- Могуће је:
 - Мењати изостављањем одређених делова са снимка
 - Додавати питања
 - Додати гласовна тумачења видео снимка



Креирање часа

Assign to a class

Matrice u Python-u
Red sa matricama u progamskom jeziku Python

Objekti i klase

Uvod u programiranje

Постојећи разреди

Додавања нових

Start date: Today 12:00am

Due Date: No due date

Prevent Skipping

Додавање временских оквира за задатак

Додавање студената

Постојећи разреди

MY CLASSES + ^

- Matrice u Python-u ...
Rad sa matricama u progamskom j...
- Objekti i klase

Teachers 1

 Marina Svcevic


Students 7

Class code: gerfulo

Invite your students!

Share your class code to allow students to join your class:

gerfulo

 Copy link

 Share via email 

Lock classroom

Invite students



Снимање

+ Add Content

Discover video content

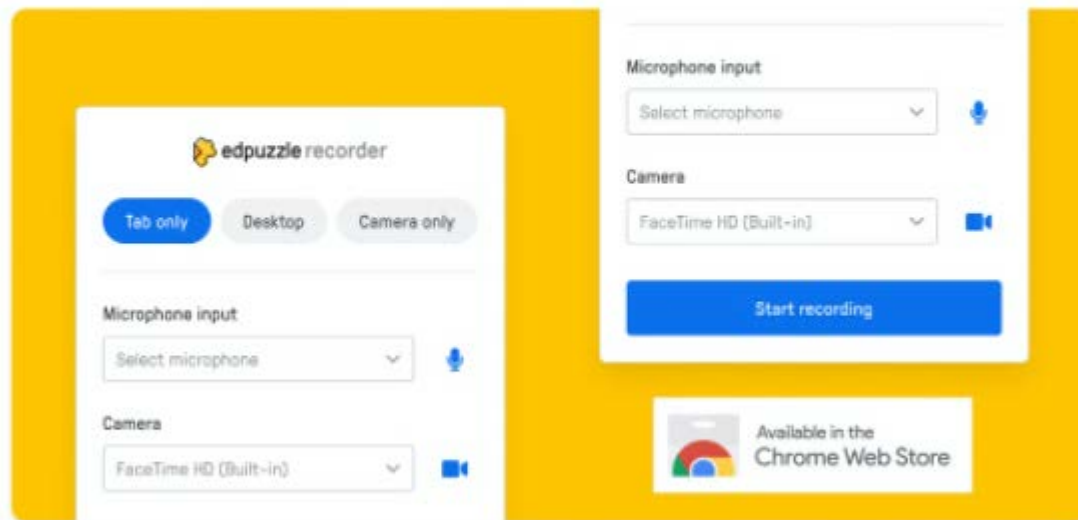
Upload video

Record video

Student project

Install Edpuzzle Extension

To start recording, you'll need to install the Chrome extension. Go to the [Chrome Store](#) for more details.



Open Chrome Store



edpuzzle

Tab

Desktop

Camera only

Microphone input

Default - Microphone (Realtek Hig... (dropdown menu)

Camera

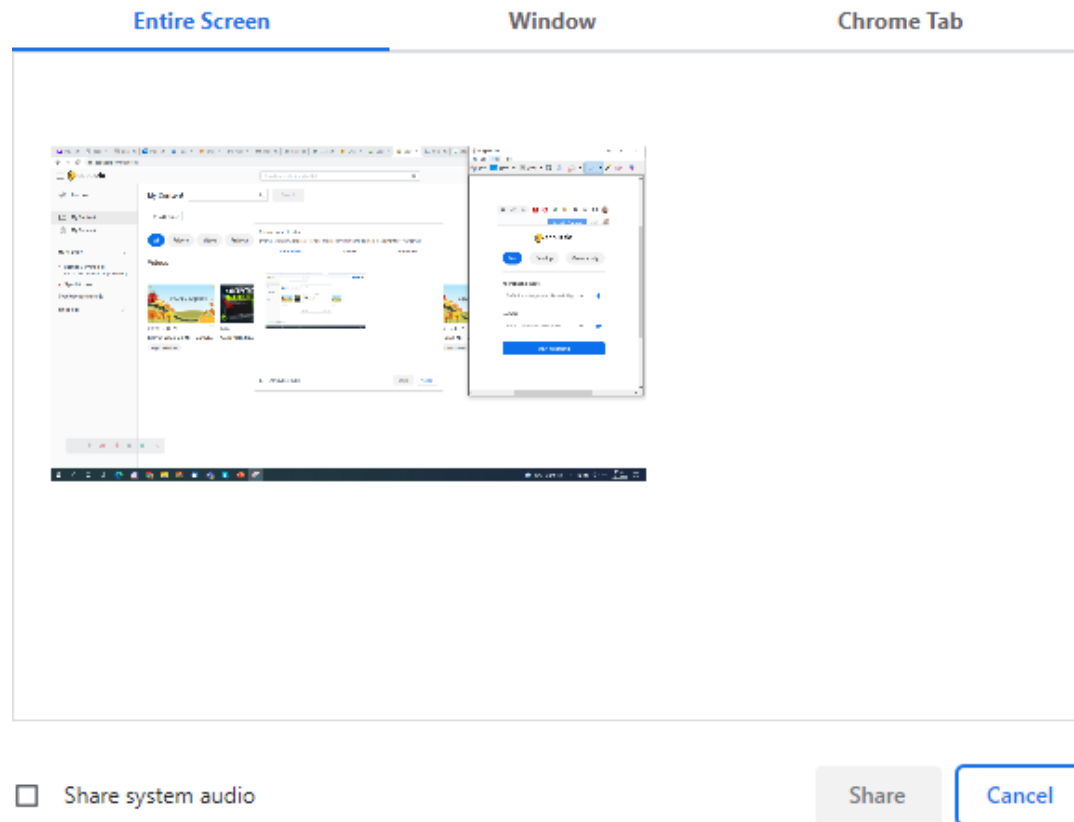
HP HD Webcam (05c8:0374) (dropdown menu)

Start recording

Снимање

Choose what to share

chrome-extension://oligomocnihangdjloenpdnniikol wants to share the contents of your screen.



- У левом углу се налазе опције са контролама снимања



- Када се заврши са снимањем, стопа се.
- Отвара се снимљен снимак у оквиру платформе са описаним опцијама измене

Повезивање са другим платформама за учење

Add a new class

Create new class

Connected accounts

Google



marina.svicevic@gmail.com

Disconnect

Microsoft



marina.svicevic@pmf.kg.ac.rs

Disconnect

Connect your LMS class



Google Classroom



Microsoft Teams



Clever



Canvas



Schoology



Moodle



PowerSchool



Blackboard



Blackbaud



Google Classroom

Connect your class

←  Google Classroom

Please select the classes you want to import

Практикум из објектно-оријентисаног програмирања 20/21

Obrazovni softver 1

Uvod u programiranje

Одабиром одговарајуће учионице
додају се сви студенти који се тамо налазе

 **Obrazovni softver 1** ...

2020/21

Assignments

Class members

6

Teachers 1

 Marina Svcevic

Students 28

Andjela Arsic

Ivana Babić

Milan Baiic

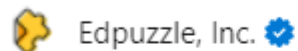


Microsoft Teams



marina.svicevic@pmf.kg.ac.rs

Need admin approval



needs permission to access resources in your organisation that only an admin can grant. Please ask an admin to grant permission to this app before you can use it.

[Have an admin account? Sign in with that account](#)

[Return to the application without granting consent](#)

Dobrodošli na formu za prijavu na Office 365 platformu Prirodno-matematičkog fakulteta u Kragujevcu.



Moodle

Connect your LMS


←  Moodle

1. Open Moodle and select a class.
2. Click on the + **Add activity** or **resource** in the section of your choice.
3. From the pop-up window, select **Edpuzzle** and click **Add**.

Can't find Edpuzzle on Moodle?

[Set up Edpuzzle](#)

Instructions

[Follow these steps](#)  with your IT administrator and include the Consumer Key & Shared Secret below. These keys are unique to your school or district.

Consumer Key

[Redacted Consumer Key]

[Copy](#)

This code is unique to your school or district.

Shared Secret

[Redacted Shared Secret]

[Copy](#)

This code is unique to your school or district.

- Podešavanje se vrše sa Moodle platforme na osnovu podataka dobijenih sa edpuzzle naloga
- Najbolje da bude univerzalno definisano od strane administratora Moodle-a
- Može biti pojedinačno definisano za svaki kurs, dodavanjem eksternog alata

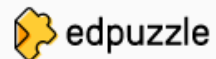


Moodle

Uvod u programiranje

[Početna stranica](#) / [Moji kursevi](#) / [Uvod_Prog_MAT](#) / [PREDAVANJA](#) / [Edpuzzle](#)

Edpuzzle



All set! You're about to create a class on Edpuzzle

Description

Optional

Grade level

Subject

Grade Level



Subject



- Из Moodle окружења је могуће радити све исто као и на Edpuzzle-y

Пракса



Strengthening Teaching Competences in Higher Education
in Natural and Mathematical Sciences
www.tecomp.ni.ac.rs

Co-funded by the
Erasmus+ Programme
of the European Union



ХВАЛА НА ПАЖЊИ!



Марина Свичевић
marina.svicevic@pmf.kg.ac.rs

